



PROJECT ESTIMATE REQUEST

Use this form to request a project estimate. Just fill in as much of the information you have available and we can get your project started. Download and fax this form to 630-543-0638, or e-mail it back to us.

Date: _____ Project or Customer Name: _____

Project Location (City, State): _____

Contact Phone: () _____ - _____ () _____ - _____

PROJECT INFO

Area(s) to Complete: (i.e. kitchen, vanity, fireplace...) _____

Material Type (i.e. Granite, Marble, Silestone): _____

_____ Thickness: 1 ¼" or ¾"

Material Color/Name: _____

Sink Type (circle): Drop-In Undermount Farm sink Other: _____

Quote with our stainless steel undermount sink? (circle) Yes or No

To view a large selection of kitchen & vanity sinks we provide at an affordable price, just visit:

www.acglobalsupply.com

Sink Type: _____ Product #: _____

Stove Top Cut-out? (circle) Yes or No

Backsplash height in inches (typical is 4", full height typical 18"): _____

Edge Profile (name): _____

See our Xtravagant Profile Page for selection.

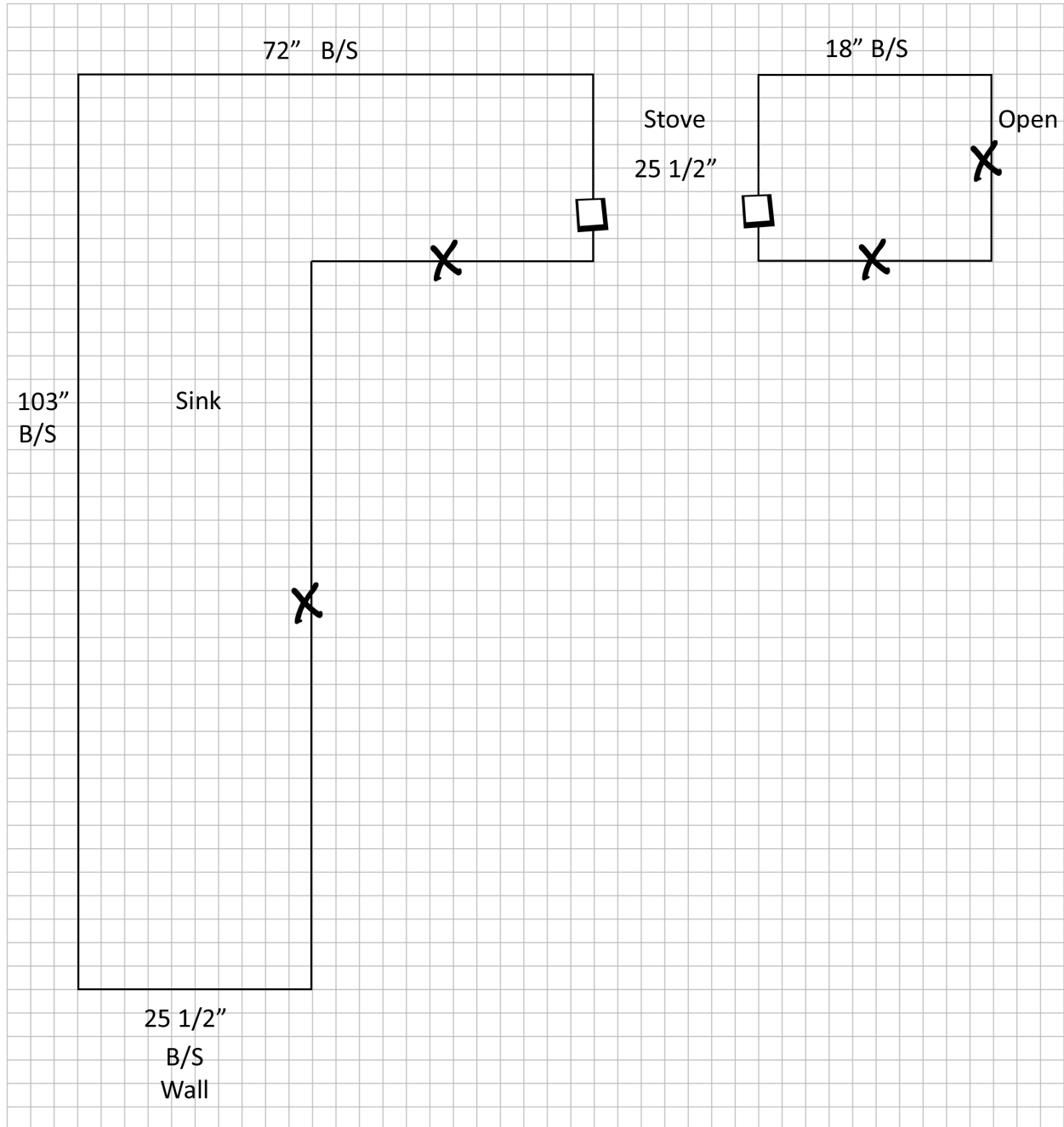
Fax this page and your drawing to: 630-543-0638

Should you have any questions, feel free to contact us at: 630-628-9700

**1010 W. REPUBLIC DRIVE
ADDISON, IL 60101**

XTRAVAGANT STONE, INC.


Project Name: Sample Project



This sample drawing shows a kitchen with general sink and stove location. Remember, "X" indicates edge profile. "□" indicates polished only.

XTRAVAGANT STONE, INC.

Project Name: _____



Draw your project or layout. Indicate measurements & sink, cook top or stove locations.
Mark **edge profile** areas with an "X", polished areas only with an "□" (no decorative profile),
and backsplash areas with "B/S". Most kitchen countertop depths are approx. 25 ½". The rule of
thumb is most cabinets are 24" + 1 ½" for overhang on the front resulting in 25 ½".


XTRAVAGANT EDGE PROFILES

Different edge profiles require more or less time for cutting, shaping and polishing.
All edge profiles are fabricated *by hand*. The more ornate the edge,
the more time to fabricate = higher cost.

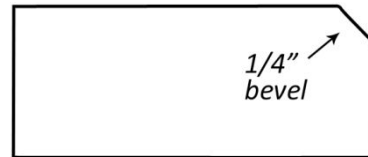
Don't see an edge type here? Contact Us or Fax your design.
We'll see if our Creative Fabricators can make it for you!

Laminated edges 1.50" to 2.50" or thicker available in designs shown.

1 ¼" & ¾" Thick edges INCLUDED IN YOUR PRICE! NO EXTRA CHARGE:

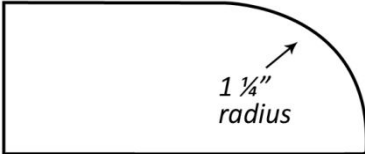


Eased Edge

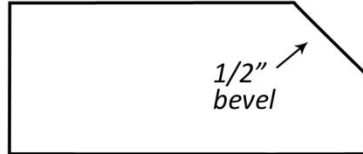


Quarter Bevel Edge


Level 1 Edges:



Demi Bullnose

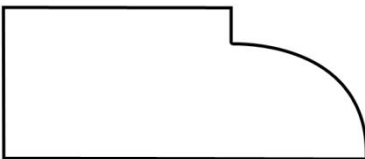


Half Bevel Edge

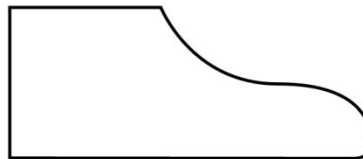


Half Bullnose

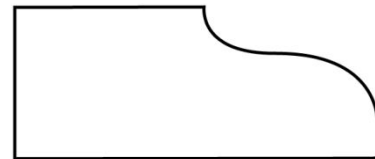
Level 2 Edges:



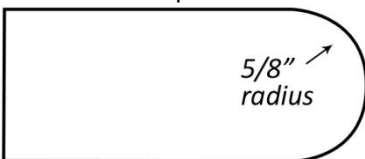
Dupont



Large Ogee Edge



Small Ogee Edge




Full Bullnose

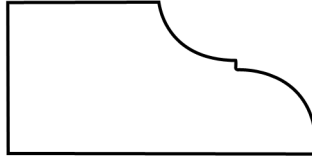
Continued on next page...

XTRAVAGANT STONE, INC.

Level 3 Edges: Chiseled/Jagged, Cove ogee. Cove dupont.



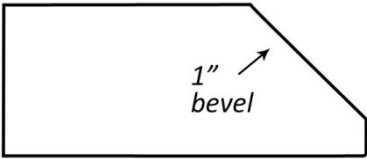
Chiseled/Jagged



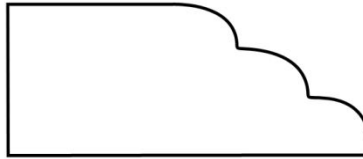
Cove Dupont



Cove Ogee



Knife Edge



Waterfall

****Illustrations are approximate and may not reflect actual stone thickness****